




Understanding the Registry Patient and Caregiver Renewal Instructions

To maintain an active Medical Marijuana Use Registry identification card, patients and caregivers must annually submit a renewal application. Electronic renewals are only available 45 days prior to the expiration date on your card. The expiration date of the identification card is printed on the front of the card.



Step 1: Log into the Medical Marijuana Use Registry <https://mmuregistry.flhealth.gov/>.

*If you do not remember your password, learn how to reset it by [clicking here](#).

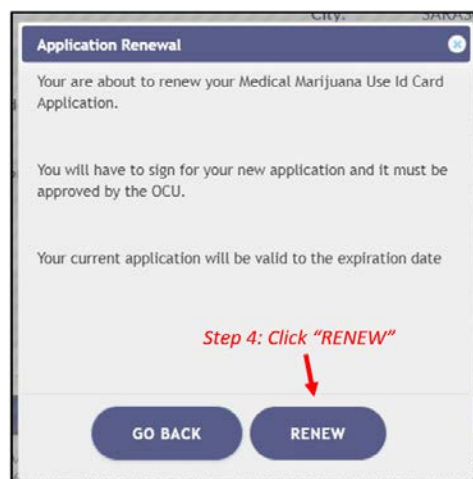
Step 2: Navigate to the “Your Card” menu option at the top of the page to view your current, approved identification card application.



Step 3: Click “Renew My Application” to open a renewal application. The renewal option is only available 45 days prior to the expiration. If your previous card is still valid, renewing your card will not affect your ability to obtain products.



Step 4: Click “Renew” to confirm.



The photograph is pulled directly from your Florida Driver’s License or Florida Identification card. *If the photograph from your Florida Driver’s License or Florida Identification card does not automatically show up, please contact your qualified physician to confirm they have entered your Social Security Number and Date of Birth correctly.*

*For instructions on uploading a photograph from a desktop/laptop computer, [click here](#).

*For instructions on uploading photograph from a mobile device, [click here](#).

Step 5: Click on “Upload File” and supply a new copy of your Florida Driver’s License or Florida Identification card directly from your computer or mobile device.

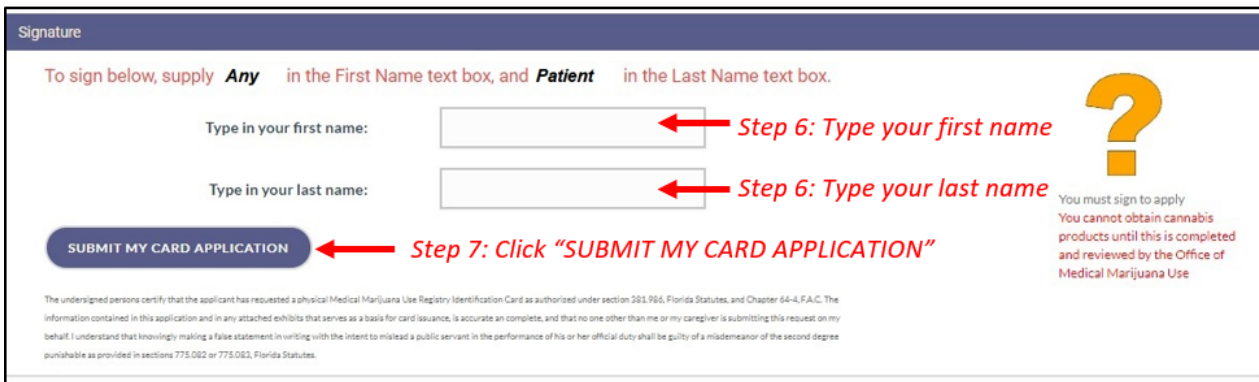
*For instructions on uploading proof of residence from a desktop/laptop computer, [click here](#).

*For instructions on uploading proof of residence from a mobile device, [click here](#).



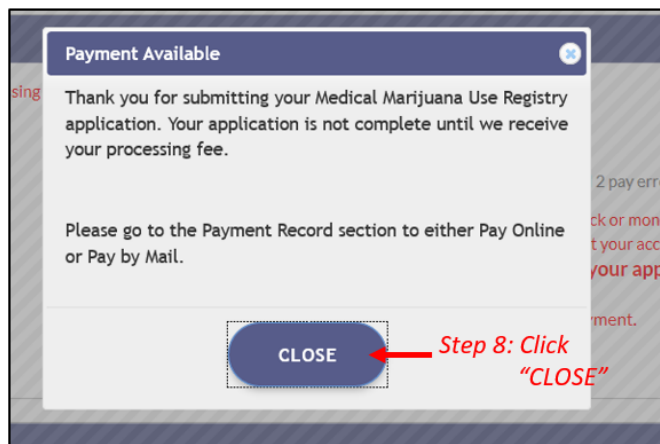
Step 6: Electronically sign your application. Scroll to the bottom of the page to the Signature section to type in your first name and last name in the boxes provided.

Step 7: Click “Submit My Card Application.”



A pop-up will appear advising that application is not complete until payment is received.

Step 8: Click “Close.”

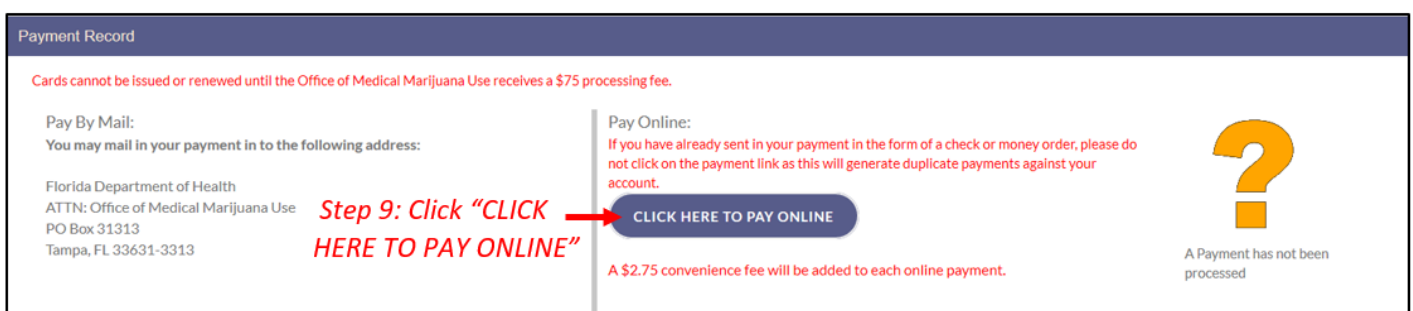


Step 9: Click the button that says, “Click Here to Pay Online,” which will appear after submitting your card application.

Step 10: A new window will pop up containing the Bill2Pay interface for you to supply your payment information. Payments by e-check and credit card are accepted. A \$2.75 convenience fee is applied to each online payment.

You can also send your payment by check or money order, made payable to Florida Department of Health. You may mail your payment to the following address:

Florida Department of Health
ATTN: Office of Medical Marijuana Use
P.O. BOX 31313
Tampa, FL 33631-3313



Print the confirmation of the payment for your records after finalizing your payment.

*You can check the status of your application as it is reviewed. [Click here](#) for a guide of the icons on your online application and their meaning.

You may continue to use your current Medical Marijuana Use Registry Identification Card until its expiration date.

You can contact one of the [licensed medical marijuana treatment centers](#) to fill an order.